



MIENZ

Gemeinsam die beste Lösung.

Technische Kunststoffteile und Werkzeuge

Together the best solution

Johannes Menz GmbH

Technical plastic components and tools



Johannes Menz GmbH

Stiller Berg 22-24
98587 Steinbach-Hallenberg
Tel.: +49 (0)36847 5161-0
Fax: +49 (0)36847 5161-12
info@johannesmenz.de



MIENZ


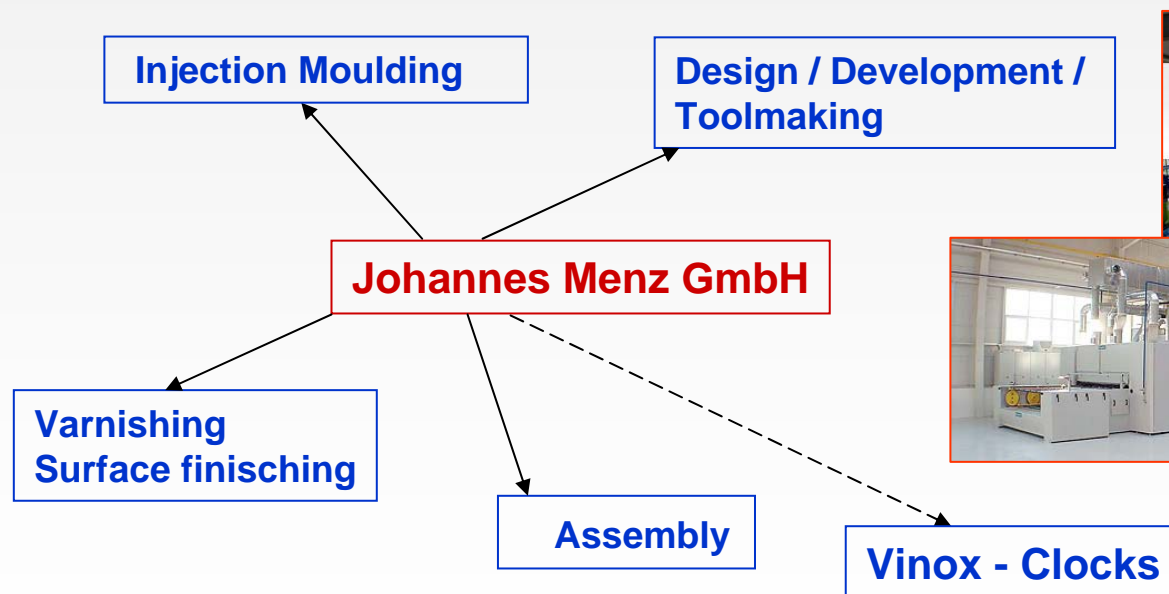
Gemeinsam die beste Lösung.

Technische Kunststoffteile und Werkzeuge

Together the best solution

A competent and innovative company

„a one stop shop“ – From the design to the production of system assemblies.





MIENZ

Gemeinsam die beste Lösung.

Technische Kunststoffteile und Werkzeuge

Together the best solution

Current quality certifications



We are certified according to the following norms:



- 1994 – DIN EN ISO 9001
- 1999 – VDA 6 Teil 1
- 2002 – DIN EN ISO 9001:2000 + VDA 6 Teil 1
- 2010 – DIN EN ISO 9001:2008 + VDA 6 Teil 1



MIENZ

Gemeinsam die beste Lösung.

Technische Kunststoffteile und Werkzeuge

Together the best solution

Technical „Know How“

Toolmaking

- Tool design using modern CAD
- Continual link between design, programming and machines
- All current file formats can be read and processed including exp, igs, vda, step, sat, dxf, dwg, jpg, tif, cdr
- Production of samples and prototypes using stereolithography and vacuum casting
- Tool and mould construction for sizes up to 1200x1000 mm
1K-/2K-Tools
- Laser welding
- 3D Measuring devices



Injection moulding

- Machine sizes from 25-450t
- Parts from 0,05 -1300g
- 1K-/2K-Technology
- Manufacture of all current technical plastics, excluding PVC
- thick walled, clear cut polycarbonate components
- Modern 3D measuring devices
- Sampling according to VDA, PAPP
- IMDS Entry





MIENZ

Gemeinsam die beste Lösung.

Technische Kunststoffteile und Werkzeuge

Together the best solution

Technical „Know How“

Varnishing / Surface finishing / Laser lettering

- Surface varnishing machine (Venjakob)
- Manual varnishing stand for low volume production
- 2K mixing plant, colour measuring devices, standard light cabinets
- Processing of 1K-und 2K-varnishes
- Foba Laser equipment with inbuilt camera for quality controlling
- Day Night Design

- galvanic chrome plating
- PVD coating

- Foil imprints / hot printing upto 30cm Ø
- Pad printing / Screen printing (also several colours)
- Milling, stamping, adhesion of plastic components
- Ultrasonic welding

System assembly





MIENZ

Gemeinsam die beste Lösung.

Technische Kunststoffteile und Werkzeuge

Together the best solution

Product examples

Injection moulding



1

1. Light casings for indicator lights
2. Dashboard installation encasing
3. Wheel arch extensions, Mercedes
4. Light casings for indicator lights quality control



3



2



4



MIENZ

Gemeinsam die beste Lösung.

Technische Kunststoffteile und Werkzeuge

Together the best solution

Product examples



1. Glove compartment lock C-Class (varnished, installed with chrome clip)
2. Foglamp cover, VW Phaeton
3. Cover for towing eye / headlamp wipers Audi A6





MIENZ

Gemeinsam die beste Lösung.

Technische Kunststoffteile und Werkzeuge

Together the best solution

Product examples

Chrome plating – Surface finishing



1



2



3



4

1. Buttons and encasings for electrical devices
2. Vinox Wall Clocks – own label
(Water transfer printing)
3. Drink holder
4. Diverse chrome plated parts
(Matt and polished)



MIENZ


Gemeinsam die beste Lösung.

Technische Kunststoffteile und Werkzeuge

Together the best solution

Produkt examples

Varnishing – Laser lettering – Day Night design



2



1



3

1. Varnished centre console, Audi R8
2. Roof module covering, Audi
3. Roof module swing switch (varnished an lasered)



MIENZ

Gemeinsam die beste Lösung.

Technische Kunststoffteile und Werkzeuge

Together the best solution

picture gallery





MIENZ

Gemeinsam die beste Lösung.

Technische Kunststoffteile und Werkzeuge

Together the best solution

picture gallery





MIENZ


Gemeinsam die beste Lösung.

Technische Kunststoffteile und Werkzeuge

Together the best solution

Then and today

- 1884** – Founding of company by Johannes Menz
- 1923** – Take over by Richard Menz; the first measuring and scribing devices were produced
- 1952** – Werner Menz took over the running of company from his father and continued to extend the produkt line
- 1958** – The first piston machines were installed paying the way for processing of plastics
- 1963** – The first Engel-Injection Moulding machines were bought
- 1967** – The first 2K-Mashine was in use, producing predominantly parts for household electronic devices and the car industry
- 1972** – The company became public property after state ownership





MIENZ

Gemeinsam die beste Lösung.

Technische Kunststoffteile und Werkzeuge

Together the best solution

Then and today

- 1990** – Reprivatisation of the company by Werner Menz
- 1991** – Founding of a limited company and take over by Stephan Menz
- 1994** – First certification according to DIN ISO;
purchase of first large hall in industrial area „ Stiller Berg“
- 1998** – New hall build, move to new premises in 1999
- 1999** – Company began to produce tools
- 2000** – Varnishing department newly build and extension of storagecapacities
- 2004** – Investment in new Venjakob-varnishing plant. Furthur extension of tool making capacities.
- 2008** – Further expansion in areas of tool making and moulding. Acquisition of FOBA-laser lettering plant (Day Night design)

